

# Edge Profile



Straight Polished or Eased Edge



Full Bullnose



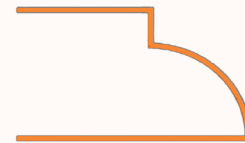
1/4" Bevel




Half Bullnose



1/4" Radius




Dupont




Ogee



Waterfall



Mitered Edge



Laminated Edge